



## CONCENTRATED HIGH YIELD PORTFOLIO

### INVESTMENT OBJECTIVE

Within the investable universe of ASX traded XTBs to construct a fixed income portfolio that aims to provide:

- A regular and predictable income stream
- A capital preservation focus and low levels of price volatility
- An absolute return that is above returns on term deposits
- Liquidity, to ensure investment flexibility.

Designed for investors who:

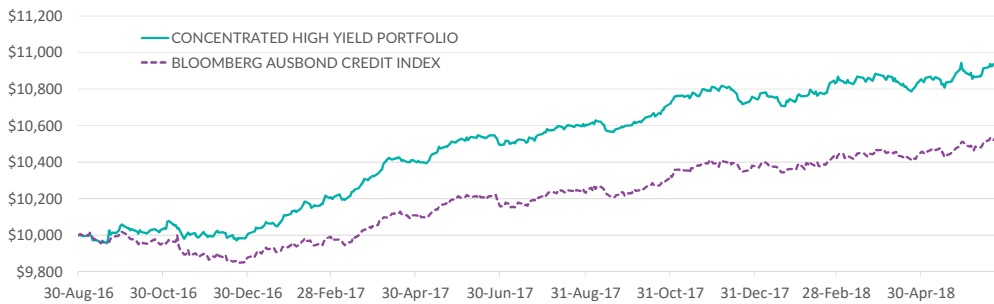
- Seek a transparent and capital-stable fixed income model portfolio that offers a regular and predictable income stream
- Are looking for lower risk than equities and hybrids and higher returns than 'cash-like' investments.

### PORTFOLIO PARAMETERS

YTM	3.30%
Running Yield	4.43%
Years to Maturity	5.66
Modified Duration	4.77



### PERFORMANCE - TOTAL RETURNS



### PORTFOLIO CHANGES IN LAST 3 MONTHS

Change XTB  
No changes

### PERFORMANCE - TOTAL RETURNS

	1 mo	3 mo	6 mo	1 year	3 year	5 year	Inception (p.a.)
Portfolio Return	0.48%	0.66%	1.83%	4.39%	--	--	5.10%
Benchmark Return	0.12%	0.38%	0.75%	1.51%	--	--	1.51%
Excess Return	0.36%	0.28%	1.08%	2.88%	--	--	3.59%

*Benchmark refers to the RBA Cash Rate*

### ATTRIBUTION

	1 mo	3 mo	6 mo	1 year	3 year	5 year	Inception (p.a.)
Total Return	0.48%	0.66%	1.83%	4.39%	--	--	5.10%
Distribution	0.00%	1.07%	2.21%	4.97%	--	--	5.70%
Price Change	0.48%	-0.41%	-0.38%	-0.58%	--	--	-0.60%

### ATTRIBUTION FOR LAST 3 MONTHS

XTB	Total Return	Distribution	Price Change
YTMD01	0.88%	0.00%	0.88%
YTMDX1	0.28%	2.15%	-1.87%
YTMGP1	0.66%	0.00%	0.66%
YTMG2	0.81%	0.00%	0.81%
YTMQF3	0.66%	3.21%	-2.55%

### PORTFOLIO MANAGER

Ian Martin



Chief Investment Officer

Ian Martin has over 30 years' experience in fixed income markets globally. Prior to the formation of ACBC, Ian held the position of Head of Rates Australia and New Zealand for Deutsche Bank Australia. He was a member of the AFMA Market Governance Committee, a board member of Yieldbroker and a member of Deutsche Bank's Global Rates Executive Committee.

### PORTFOLIO MANAGER'S SUMMARY

- In Q2 interest rates generally ended unchanged. This is despite spending much of the quarter at higher yield levels.
- The December 2018 Official Cash Rate (OCR) implied by the ASX futures moved from 1.58% to 1.50%. The OCR is currently 1.50% and was unchanged during the quarter.
- The 3-year government bond yield rose by 0.01% to 2.06% pa (which means the price fell slightly ignoring any effect of accrued interest).
- The 10-year government bond also rose in yield from 2.60% to 2.63% (a rise in yield of 0.03%).
- Corporate bonds in 0-5 maturities slightly outperformed government bonds. The 0-5 Credit Index returned 0.72% while the Government Bond Index for 0-5 years returned 0.70%. Longer dated corporate bonds underperformed government bonds with equivalent maturities.
- During the quarter the XTB portfolio returned 0.66%, approximately 1.01% of which the managers attribute to the performance of the equivalent government bonds. -0.35% was estimated to be attributed to holding the individual XTBs instead of government bonds, (0.66% = 1.01% - 0.35%). To estimate the equivalent government bonds, the portfolio is compared to the Treasury Index which contains 5-7 year government bonds.

Source:  
Australian Corporate Bond Company Limited and Bloomberg as at 30 June 2018. Past performance is no guarantee of future performance. Returns reflect the underlying bond performance adjusted for XTB fees.

### CONTACT US

E: advisers@xtbs.com.au  
T: 1800 995 993

www.xtbs.com.au





# CONCENTRATED HIGH YIELD PORTFOLIO

DATA AS AT 30-JUN-2018  
INCEPTION DATE 30-AUG-2016

## DISTRIBUTIONS FOR LAST 3 MONTHS

XTB	Issuer	Coupons (per XTB)	Ex-Date	Payment
YTMD01	Downer	0.0000	--	--
YTMDX1	Dexus	2.3750	26-Apr-18	10-May-18
YTMGP1	GPT	0.0000	--	--
YTMMG2	Mirvac	0.0000	--	--
YTMQF3	Qantas	3.8750	08-May-18	24-May-18

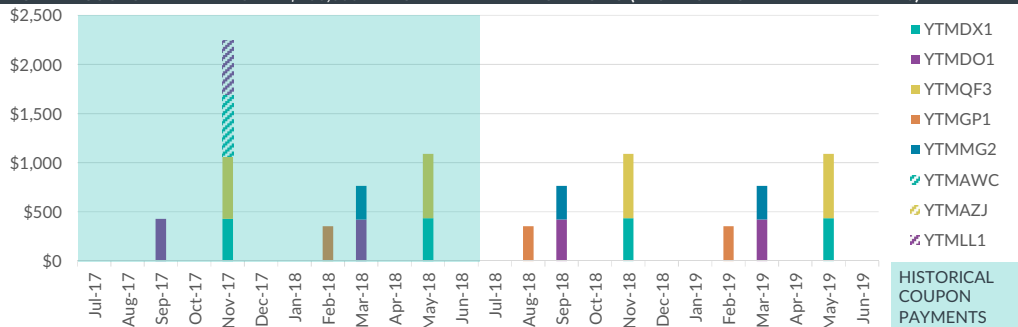
## LIST OF TICKERS

**ASX:**  
YTMD01  
YTMDX1  
YTMGP1  
YTMMG2  
YTMQF3

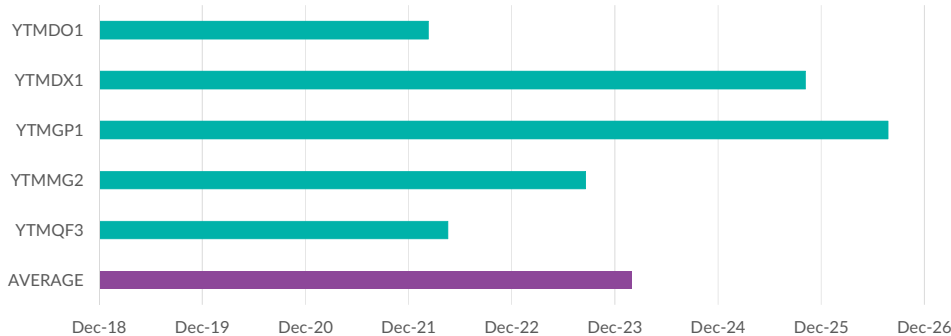
**IRESS:**  
YTMD01.AXW  
YTMDX1.AXW  
YTMGP1.AXW  
YTMMG2.AXW  
YTMQF3.AXW

**Bloomberg:**  
YTMD01 AU Equity  
YTMDX1 AU Equity  
YTMGP1 AU Equity  
YTMMG2 AU Equity  
YTMQF3 AU Equity

## INDICATIVE COUPON PAYMENTS PER \$100,000 INVESTMENT IN THE PORTFOLIO (BASED ON BOND PAYMENT DATES)



## MATURITY PROFILE



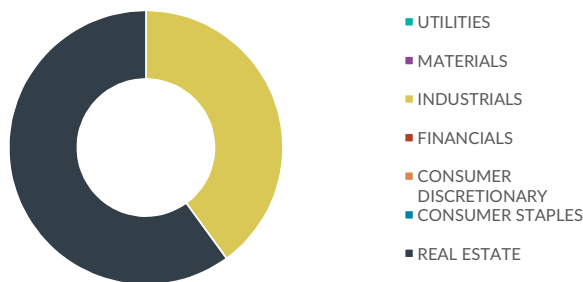
## DID YOU KNOW?

- Other XTB Portfolios:**
- ▶ Cash Plus
  - ▶ High Yield
  - ▶ Maturity Ladder

Contact us for any Custom Portfolio requirements

- SMA Portfolios:**
- ▶ Macquarie Wrap SMA
  - ▶ Praemium SMA
  - ▶ Praemium SuperSMA
  - ▶ HUB24 ESG

## SECTOR BREAKDOWN



Source: Australian Corporate Bond Company Limited and Bloomberg as at 30 June 2018. Past performance is no guarantee of future performance. Returns may reflect the underlying bond performance adjusted for XTB fees.

**Disclaimer:**  
Australian Corporate Bond Company Ltd (ABN 34 169 442 657, Authorised Representative No.: 469037) ("ACBC") is an Authorised Representative of Theta Asset Management Ltd (ABN 37 071 807 684, AFSL No.: 230920) ("Theta"). Theta is the Responsible Entity of the Australian Corporate Bond Trust and the issuer of the Exchange Traded Bond Units ("XTBs"). ACBC is the Securities Manager of the XTBs. ACBC and Theta will earn fees for making the XTBs available to investors, which is payable at the time that an Authorised Participant applies for an XTB. ACBC is solely responsible for the contents of this Portfolio Performance Report. The information contained in this document is general in nature and should not form the basis of any investment decision, it is provided for information purposes only. The distribution of this Portfolio Performance Report or any other material relating to XTBs, including any XTB PDS, to persons outside of Australia may be restricted by law and any person who comes into possession of such documents should seek their own advice on, and observe any such restrictions. Past performance is no guarantee of future performance. All performance data contained herein is sourced from ACBC or Bloomberg and reflects the performance of the underlying bonds, adjusted for XTB fees. ACBC makes no warranty, express or implied, as to the completeness of any statement contained herein nor does it represent that this document contains all of the information that an investor may require in order to assess the merits of an investment in XTBs. No responsibility or liability can be accepted by ACBC or Theta nor their respective directors, officers, employees, partners or licensors for any errors or for any loss from use of this document or any of the information or data contained herein. XTB® is a registered trade mark of Global Bond Exchange Pty Ltd, a related body corporate of Australian Corporate Bond Company Limited. © Copyright 2018 Australian Corporate Bond Company Ltd ABN 34 169 442 657. All rights reserved 2018.

## FINANCIAL SERVICES GUIDE

Download our Financial Services Guide at: [www.xtbs.com.au/fsg](http://www.xtbs.com.au/fsg)

The portfolio is reviewed on the second Wednesday each month.

## CONTACT US

E: [advisers@xtbs.com.au](mailto:advisers@xtbs.com.au)  
T: 1800 995 993

[www.xtbs.com.au](http://www.xtbs.com.au)